



District Report Card: 2017


State: Uttarakhand	District: Haridwar
Class: 5	Subject: Language
Schools: 61	Students: 1318


Participation/Coverage


Students

<div>GENDER</div> <div></div>	Boys		Girls	
	Number	%	Number	%
	540	40.97	778	59.03

<div>AREA</div> <div></div>	Rural		Urban	
	Number	%	Number	%
	1144	86.80	174	13.20

<div>CATEGORY</div> <div></div>	SC		ST		OBC		GEN	
	Number	%	Number	%	Number	%	Number	%
	423	32.09	3	0.23	767	58.19	125	9.48

<div>CWSN</div> <div></div>	LD	VI	HI	S&LD	ID	Oth
	2	1	0	4	1	0

<div>Management</div> <div></div>	Government		Government-aided	
	Number	%	Number	%
	1206	91.50	112	8.50

Average Performance of Students in Language (%)

Overall	Gender		Area		Management		Social Group			
	Male	Female	Rural	Urban	Govt.	Aided	SC	ST	OBC	GEN
69.38	69.49	69.30	69.35	69.58	70.06	62.08	67.19	95.56	70.04	72.11

Performance on Learning Outcomes (LOs)

Learning Outcomes	Description	Average Performance(%)
L504	Reads and comprehends independently storybooks, news items/ headlines, advertisements etc.	65.43
L508	Reads text with comprehension, locates details and sequence of events	71.35

Range of Performance of Students who Answered Correctly							
Below 30%		30% - 50%		50% - 75%		Above 75%	
Number	%	Number	%	Number	%	Number	%
61	4.63	189	14.34	508	38.54	560	42.49

Lowest Performing Learning Outcomes (LOs)

- 1 - Reads and comprehends independently storybooks, news items/ headlines, advertisements etc. (65.43)
- 2 - Reads text with comprehension, locates details and sequence of events (71.35)